

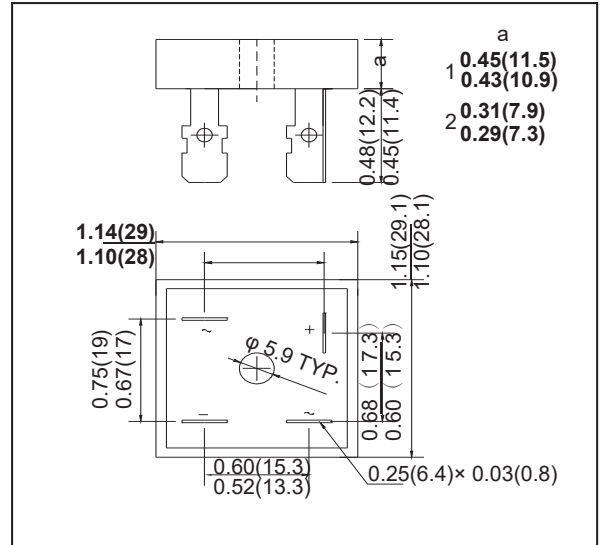
## KBPC SILICON BRIDGE RECTIFIER V REVERSE VOLTAGE: 50 --- 1000V CURRENT: 35.0A

### FEATURES

- Rating to 1000V PRV
- Surge overload rating to 400Amperes peak Ideal for printed circuit board
- Reliable low cost construction utilizing molded plastic technique results in inexpensive product Lead solderable per MIL-STD-202 method 208
- High case dielectric with standing voltage of 2500 VRMS
- High efficiency

### MECHANICAL DATA

- Case style: KBPC plastic molded
- Mounting: thru hole for # 8 screw mounting



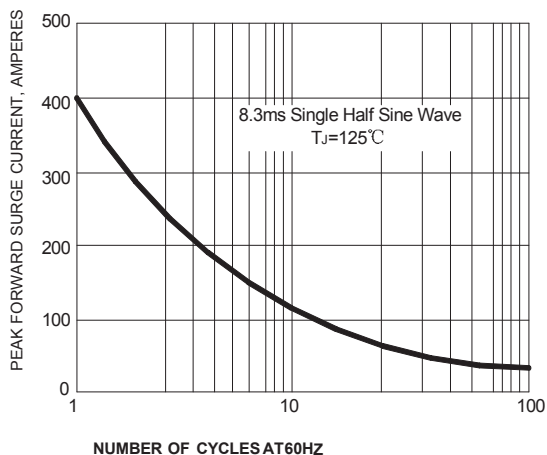
### MAXIMUM RATINGS AND CHARACTERISTICS

@ 25°C Ambient Temperature (unless otherwise noted) Single phase, half wave, 60 Hz, resistive or inductive load.  
For capacitive load, derate by 20%.

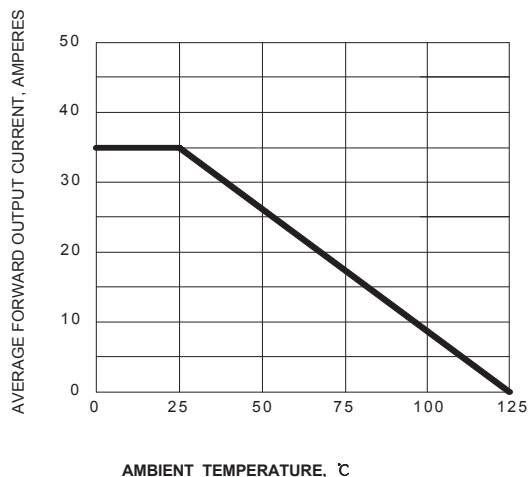
Parameter		KBPC	KBPC	KBPC	KBPC	KBPC	KBPC	KBPC	UNITS
		35005	3501	3502	3504	3506	3508	3510	
Maximum recurrent peak reverse voltage	$V_{RRM}$	50	100	200	400	600	800	1000	V
Maximum RMS voltage	$V_{RMS}$	35	70	140	280	420	560	700	V
Maximum DC blocking voltage	$V_{DC}$	50	100	200	400	600	800	1000	V
Maximum average forward Output current @ $T_A=25^\circ\text{C}$	$I_{F(AV)}$	35.0							A
Peak forward surge current 8.3ms single half-sine-wave superimposed on rated load	$I_{FSM}$	400.0							A
Maximum instantaneous forward voltage @ 17.5 A	$V_F$	1.1							V
Maximum reverse current @ $T_A=25^\circ\text{C}$ at rated DC blocking voltage @ $T_A=100^\circ\text{C}$	$I_R$	10.0 1.0							$\mu\text{A}$ mA
Operating junction temperature range	$T_J$	- 55 ---- + 125							$^\circ\text{C}$
Storage temperature range	$T_{STG}$	- 55 ---- + 150							$^\circ\text{C}$

## RATINGS AND CHARACTERISTIC CURVES

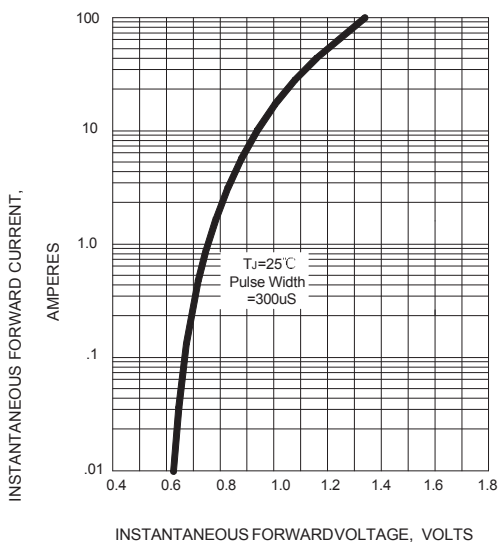
**FIG.1 – PEAK FORWARD SURGE CURRENT**



**FIG.2 – FORWARD DERATING CURVE**



**FIG.3 – TYPICAL FORWARD CHARACTERISTIC**



**FIG.4 – TYPICAL REVERSE CHARACTERISTIC**

